

# NCC LED Lighting

7-19-17

## LED Lighting Products Listings - Outdoor

**BL-12 RFP** - \$198.33 - **LED *Bollard* Light Retrofit Package** Equivalent to a **150-watt** High Pressure Sodium or Metal Halide Fixture.

### Operating wattage - 12W

- This product may be used in applications that require **100-175W** illumination.
- 100K hour rated life with instant on.
- Multi-Volt 100v-277v
- ROHS compliant
- **LM-79-2008 tested.**



Designed to retrofit most any bollard currently using a **70W- 175W** High Pressure Sodium or Metal Halide bulb. We also have a “Security” minded package that includes battery backup for those occasions when power goes out, your Bollard lights will remain on. **The BL-12 RFP** can be used in **Can Lighting, Track Lighting** and other applications where medium socket lamps are used.



**HC-11 FLM** - \$219.33 **LED *Floodlight* Bronze Fixture 9”** Equivalent to a **175-watt** High Pressure Sodium or Metal Halide Fixture.

### Operating Wattage - 11.7W

- This product may be used in applications that require **150-200W** illumination.
- 100K hour rated life with instant on.
- Multi-Volt 100V-277V
- RoHS compliant.
- **LM-79-2008 tested.**



Great for multiple lighting applications: Integrated LED system for optimum lifetime performance of 10+ years. **Ideal for Parking Garages, Warehouses, apartments or anywhere you need light for an existing area.**



**HC-11 SLM - \$239.33 - LED *Spotlight* Bronze Fixture 9" Equivalent to a 175-watt High Pressure Sodium or Metal Halide Fixture.**

**Operating Wattage - 11.7W**

- This product may be used in applications that require **150-200W** illumination.
- 100K hour rated life with instant on.
- Multi-Volt 100V-277V
- RoHS compliant
- LM-79-2008 tested.



Great for multiple lighting applications: Integrated LED System for optimum lifetime performance of 10+ years. **Ideal for Landscapes, Façade lighting, Billboards and Signage.**



**HC-22 RFP - \$405.00 - LED *Retro Fit* for Street/Parking/Pole lighting.** Equivalent to a **350-watt** High Pressure Sodium or Metal Halide Fixture. *Ideally suited for 20' pole.*

**Operating wattage - 22W**

- This product may be used in applications that require **250-400W** illumination.
- 100K hour rated life with instant on.

- Multi-Volt 100V-277V
- RoHS compliant.
- LM-79-2008 tested.





For applications using very high wattage along with 20<sup>th</sup> Century technology that requires constant maintenance. Metal halide, High Pressure Sodium, Low Pressure Sodium are among some of the most common older technologies that can benefit from an LED retrofit. **Great for Existing Street/Parking/Pole lighting fixtures**



**HC-22-3 RFP** - \$495.00 - **LED Retro Fit** for Street/Parking/Pole lighting. Equivalent to a **500-watt** High Pressure Sodium or Metal Halide Fixture. *Ideally suited for 25'-30' pole.*

#### Operating Voltage -38W

- This product may be used in applications that require **400- 500W** illumination.
- 100K hour rated life with instant on.
- Multi-Volt 100V- 277V
- RoHS compliant.
- LM-79-2008 tested.



For applications using very high wattage along with 20<sup>th</sup> Century technology that requires constant maintenance. Metal halide, High Pressure Sodium, Low Pressure Sodium are among some of the most common older technologies

that can benefit from an LED retrofit. **Great for Existing Street/Parking/ Pole lighting fixtures. Fits most commercial shoebox fixtures.**



**HC-22 WPM** - \$445.00 - **LED Wall Pack** Bronze Fixture 14". Equivalent to a **350- watt** High Pressure Sodium or Metal Halide Fixture.

### Operating wattage - 22W

- This product may be used in applications that require **250-400W** illumination
- 100K hour rated life with instant on.
- Multi-Volt 100V-277V
- RoHS compliant
- **LM-79- 2008 tested.**



Great for multiple lighting applications:  
Integrated LED system for optimum lifetime performance of 10+ years. **Ideal for any Commercial applications at 15'-25' from ground level.**



**HC-22 WPDSM - \$507.39 -LED *Dark Sky Wall Pack* Bronze Fixture 14".**  
Equivalent to a 350-watt High Pressure Sodium or Metal Halide Fixture.

### Operating wattage - 22W

- This product may be used in applications that require **250-400W** illumination
- 100K hour rated life with instant on.
- Multi-Volt 100V-277V
- RoHS compliant
- **LM- 79-2008 tested.**



Great for multiple lighting applications:  
Integrated LED system for optimum lifetime performance of 10+ years. **Ideal for any Commercial applications at 15'-25' high.**



**HC-22-3 FLM - \$520.00 - LED Floodlight Bronze** Fixture 12". Equivalent to a 500-watt High Pressure Sodium or Metal Halide Fixture.

**Operating wattage - 38.7W**

- This product may be used in applications that require **400-500W** illumination
- 100K hour rated life with instant on.
- Multi-Volt 100V-277V
- RoHS compliant
- LM-79- 2008 tested.



Great for multiple lighting applications: Integrated LED system for optimum lifetime performance of 10+ years. Ideal for any commercial application as a ground flood for up lighting buildings or landscaping and can be used for area lighting at 25'-30' maximum.



**Sports Stadium/Arena Indoor & Outdoor LED Lighting 750, 1000, 1500, 2000-watt Equivalent** - High Quality Lighting **Low Power Consumption** (10% or less of rated wattage equivalent i.e. (2000W = 200W or less **Power Consumption**) Low Heat for longer life (100,000 hours)

**\*Call for application Quote\***




**HC-100-RFP - \$985.00 - LED Retro Fit for Sports Stadium/Arena** (indoor/outdoor) Street/Parking/Pole lighting. Equivalent to a 1000-watt High Pressure Sodium or Metal Halide Fixture. *Ideally suited for 30'-38' poles. Fits most commercial shoebox fixtures.*

**Operating wattage - 90W**

- This product may be used in applications that require **1000W** illumination
- 100K hour rated life with instant on.
- Multi-Volt 100V- 277V

- RoHS compliant.
- LM-79-2008.



## LED Lighting Products Listing - Indoor

**HC-65-mini - \$407.00 - LED Medium-high bay** *(recommended use - 14'-20' ceiling height interior warehouse/manufacturing)*

**Wattage - 34W**

- This product is used in applications to replace T-5 & T-8 fixture.
- 100K hour rated life with instant on.
- Multi-Volt 100v-277v
- ROHS compliant
- LM-79-2008 tested.

**COVERAGE AREA SUPERIOR TO FLORESCENTS Equivalent to 4 Bulb T-8**



**HC-25-LB - LED Low Bay**/residential applications Equivalent to a 2 bulb T-8 *(recommended use - 8'- 12') ceiling height. Interior small fabrication shop/low ceiling awning areas residential vaulted ceiling/walkways.*

### Consumption Wattage - 25W

- This product may be used in applications replacing 2 bulb T-8's.
- 100K hour rated life with instant on.
- Multi-Volt 100v-277v
- ROHS compliant
- LM-79-2008 tested.

12VDC Model \$167.00



100/277VAC model \$237.0



**TL-12-Can/Track Lamp-198.33** - LED *retail/residential*. Equivalent to 100-watt Metal Halide. 12VDC Model *\*available\** (for use in straight DC wired multiple placement using a driver/PS control cabinet)

### Consumption Wattage -12W

- This product may be used in applications that require 100W illumination.
- 100K hour rated life with instant on.
- Multi-Volt 100v-277v
- ROHS compliant
- LM-79-2008 tested.





**HC-9-Universal** - \$38.50 - LED *Low Bay/residential Can* light/awning/stairwell, etc. Equivalent to **150W** Metal Halide. **12VDC Model** *\*available\* (for use in straight DC wired multiple placement using a driver/PS control cabinet)*

**100/277VAC Model - \$137.00 (RETROFIT KIT)**

**Consumption Wattage -14W**

- This product may be used in applications that require **100W** illumination.
- 100K hour rated life with instant on.
- Multi-Volt 100v-277v
- ROHS compliant
- **LM-79-2008 tested.**



**HC-9-SL/VT- LED - \$79.00 Stair Light** (Vertical Tread Mount)-Dimmable available in White/Black/Grey/Beige **75-watt** Equivalent. **12VDC Model** *\*available\* (for use in straight DC wired multiple placement using a driver/PS control cabinet)*

**Consumption Wattage-9W**

- This product may be used in applications that require **75W** illumination.
- 100K hour rated life with instant on.
- Multi-Volt 100v-277v
- ROHS compliant
- **LM-79-2008 tested.**





**Manufacturer's Warranty 7-years depending on application**  
*(extended warranties available)*

